



The Compass App

The Compass app is available anytime, anywhere.

As a parent or carer you have a lot on your plate. Our iOS and Android apps make parenting easier. Communicate with your child's teacher, view schedules, and keep track of homework whether you're on-the-go, or in the comfort of your own home.

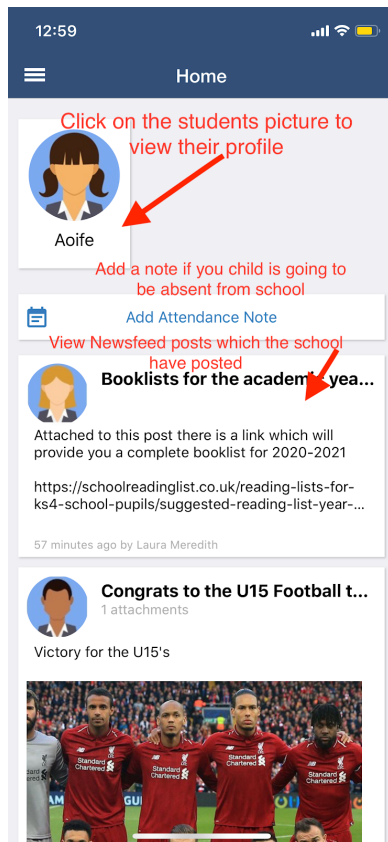
Reduce the stress of parenting, stay in-the-loop with automated school updates via **SMS, email and push notification**.

Perfectly paperless with everything online

Everything is moving now online these days, why not school processes? Never worry about misplacing a note, report or permission slip again.

Celebrate progress more often

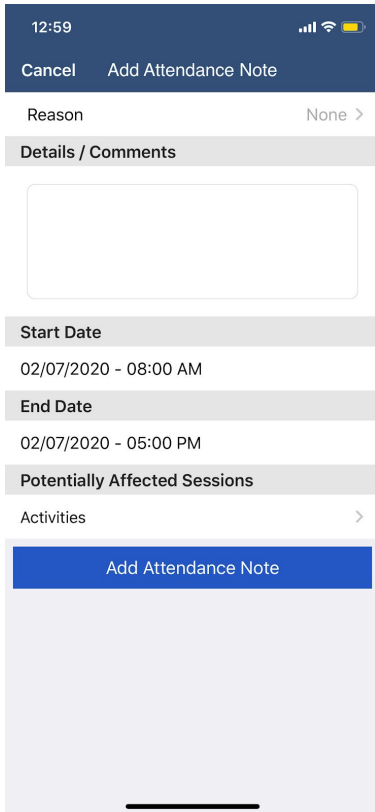
Nothing is more rewarding than watching your child grow and develop, that's why we've made sure you can **stay up-to-date** with your child's **progress all year round with continuous reporting**.



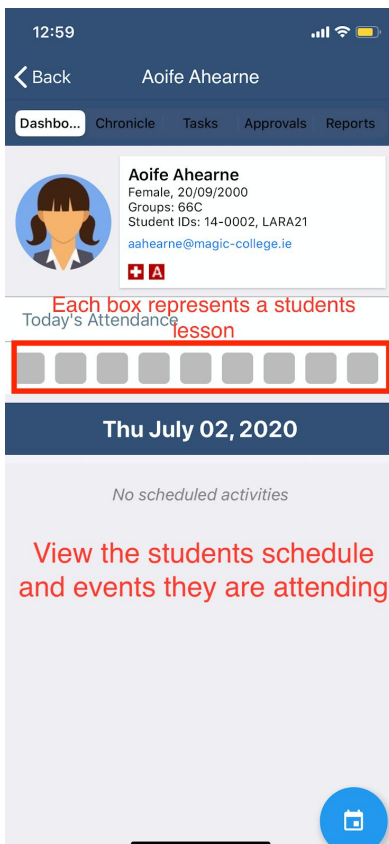
This is the homepage when you login to the app.

If you have more than one child attending the school their images will appear at the top.

Here is where you will view any newsfeed posts that have been posted by the school relevant to you and your child.



On the front page where it says 'Add Attendance Note' when this button is clicked it will take you to this screen. Here is where you will fill in the details as to why your child will be absent. It can be an attendance note for a whole or partial day.



Clicking on the students profile picture will bring you to the student's dashboard.

Here you can view the student's email, form and student ID.

The attendance boxes represent each period of the day so you can view your child's attendance throughout the day.

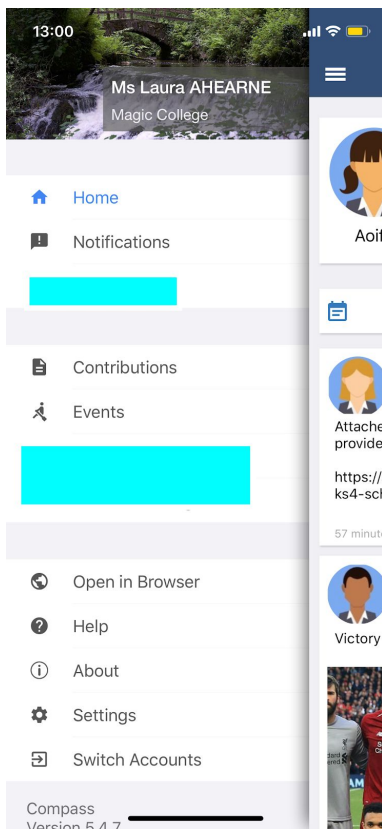
Below the attendance is the student's schedule for the day. This is where classes and any events (school trips) the students are enrolled will be displayed.

The Chronicle tab, this is Compass' term for monitoring and tracking students behaviour, wellbeing and attendance. Here you can view any entries given to the student.

Tasks tab, any learning tasks given will be viewable here.

Approvals, this tab is where you can view any notes you have provided to example attendances.

Reports, any of your students reports will be displayed and downloadable within this tab.



Clicking on the 3 lines icon will bring up the menu.

Notifications: any push messages sent from the school will appear here.

Events (school trips/onsite or offsite activities: any upcoming events the student is involved in.

Open in Browser, clicking on this will take you to the browser view of Compass.

Settings:

Wallet: you can add in a card for payments

Two Factor Authentication: if you need to use another device here is where you can access a code.

Password: to change/update your password for security reasons

App Lock: a pin, fingerprint, or face detection lock on the device

Switch Accounts: If you have a child attending another school which uses Compass you can click here to switch to that account.