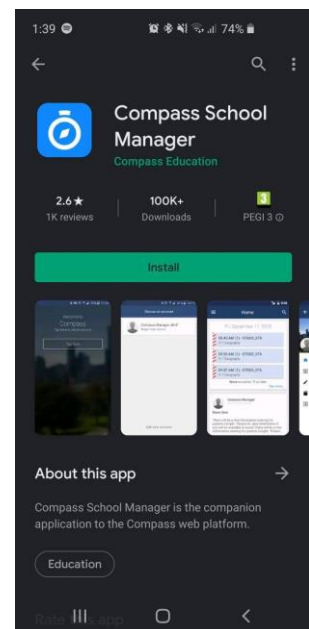




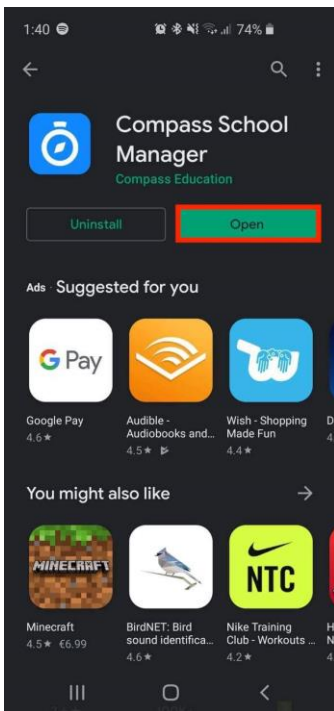
**Downloading  
Compass and signing  
into your account**

Firstly, to download the Compass app – Go to your devices app store and search for, 'Compass School Manager'.

Once you find this app, simply click Install or Download to start downloading this app to your device.

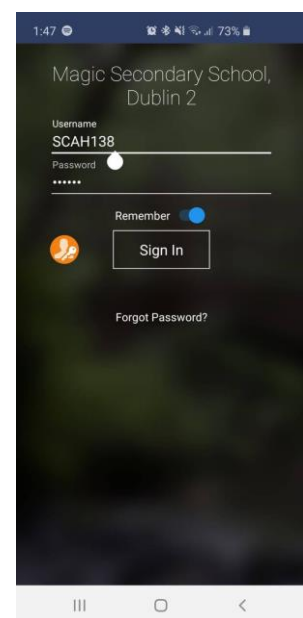
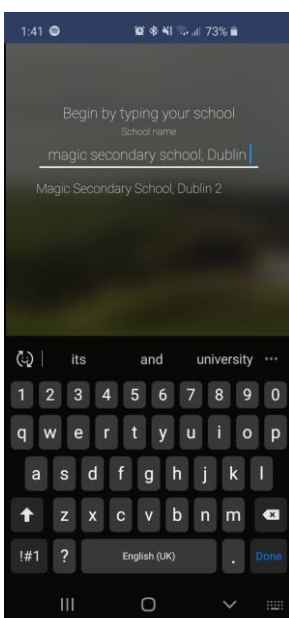


Once this app has finished downloading and installing, open the app to login.



Before you login, you will firstly need to search for your school. Once your school has been found, simply click on the name to be brought to the login page.

Next, you will need to enter your username and password that your school will provide you with. If you would like your device to remember your login details, be sure to keep Remember switched on (blue). Once your password and username are entered, click Sign In.



If you have logged in successfully, you will be brought to your school's homepage (<https://kilianssc-ie.compass.education>).

